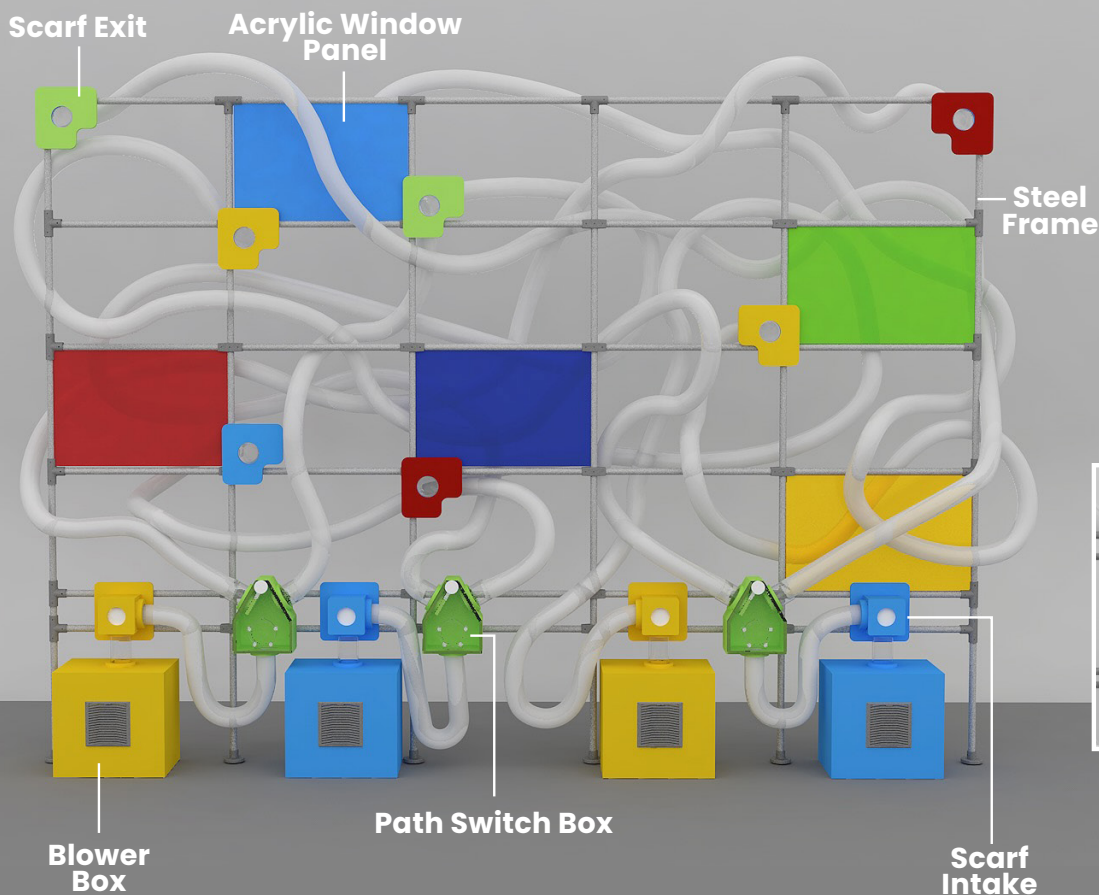


# Ultimate Scarf Launcher


by LiteZilla


## Customizations Guide

The components of the Ultimate Scarf Launcher can be customized in a variety of ways. Use this guide to explore how to make the system truly your own — with HDPE colors, themed shapes, acrylic windows, and more.



Accessory Pieces (Examples)





## Color-Customizable Components

The following HDPE components can be produced in any of our available color options:

- Blower Box
- Scarf Intake
- Path Switch Box
- Scarf Exit
- Accessory Pieces (HDPE-only)

## Themed Components & Shape Customization

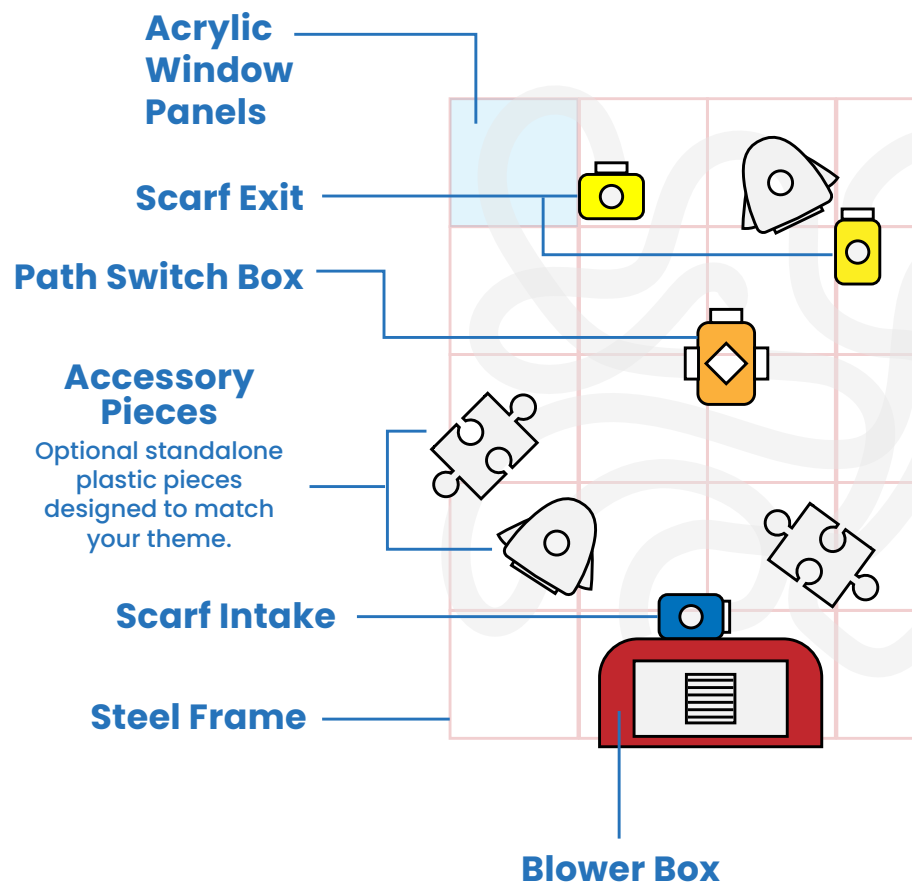
Several components can also be fabricated in custom shapes to match themes, branding, or character designs:

- Scarf Intake
- Path Switch Box
- Scarf Exit
- Accessory Pieces

## Other Customizations

Additional elements are available in a range of finishes and colors:

- Acrylic Window Panels – clear, tinted, or frosted
- Steel Frame Color – powder-coated in your preferred color



# LiteZilla HDPE Color Options

Your LiteZilla product can be fully customized to meet your needs. Choose from a wide variety of color options for our durable HDPE backgrids.



**LIGHT GREEN**



**GREEN**



**DARK GREEN**



**NAVY BLUE**



**LIGHT BLUE**



**JADE**




**RED**



**ORANGE**




**YELLOW**



**PINK**




**PURPLE**




**BLACK**



**WHITE**



**BROWN**



**WOOD GRAIN**